



PENN STAINLESS PRODUCTS, INC.

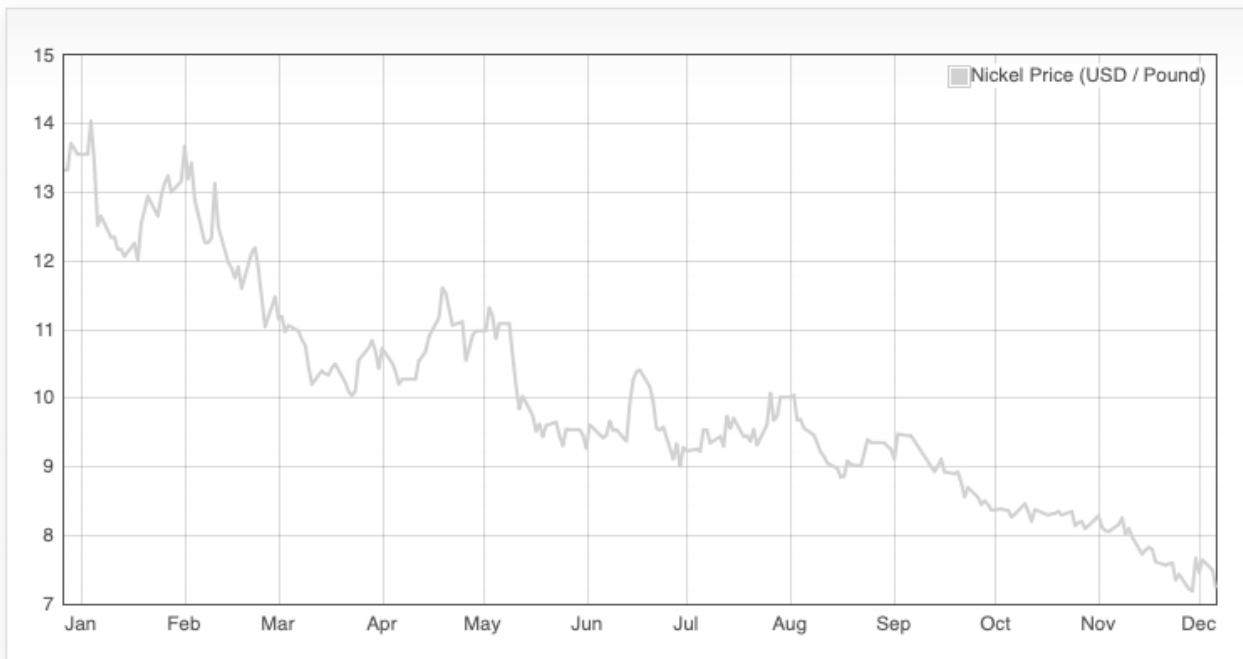
**STAINLESS PRICING UPDATE
DECEMBER 1, 2023**

PENN STAINLESS PRODUCTS, INC.



NICKEL

Nickel Prices for the Last Year



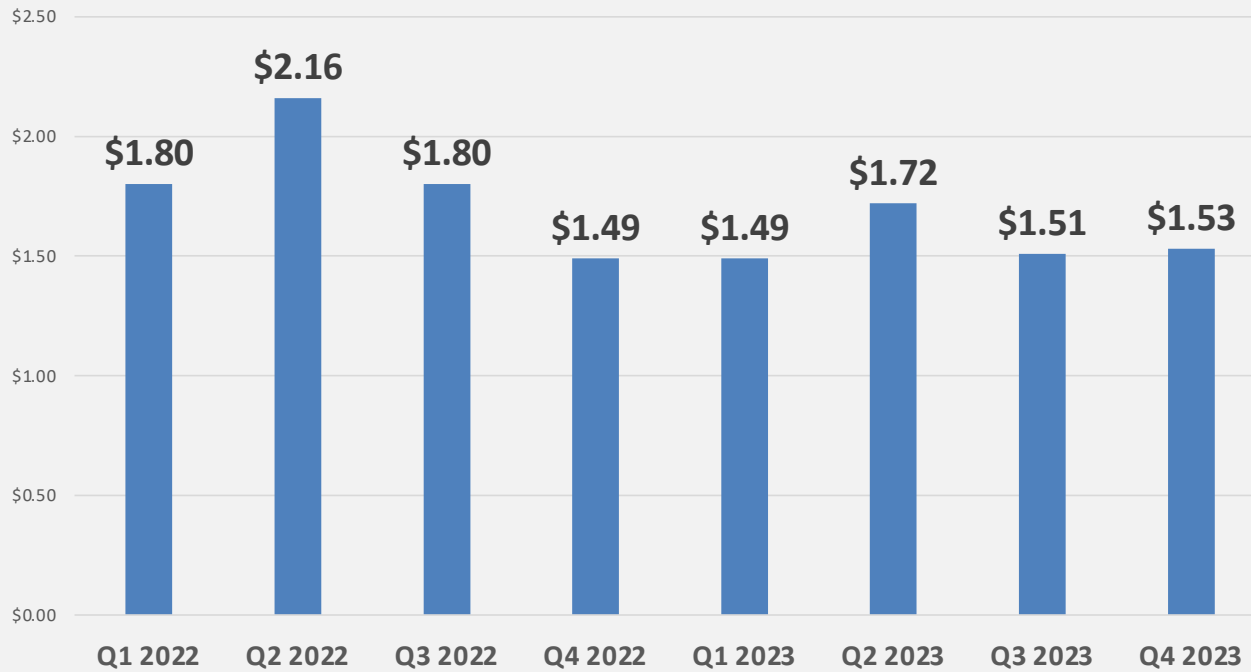
Date	USD/lb.
11/1/22	\$10.67
12/2/22	\$12.47
1/2/23	\$13.56
2/1/23	\$13.20
3/1/23	\$11.19
4/3/23	\$10.51
5/1/23	\$10.98
6/1/23	\$9.61
7/3/23	\$9.26
8/1/23	\$10.04
9/1/23	\$9.48
10/2/23	\$8.39
11/1/23	\$8.12
12/1/23	\$7.64

PENN STAINLESS PRODUCTS, INC.



CHROME

Chrome \$/lb



European Ferrochrome Benchmark	Surcharge Month Applied
Q1	February, March and April
Q2	May, June and July
Q3	August, September and October
Q4	November, December and January

PENN STAINLESS PRODUCTS, INC.



MOLYBDENUM

Molybdenum Prices for the Last Year

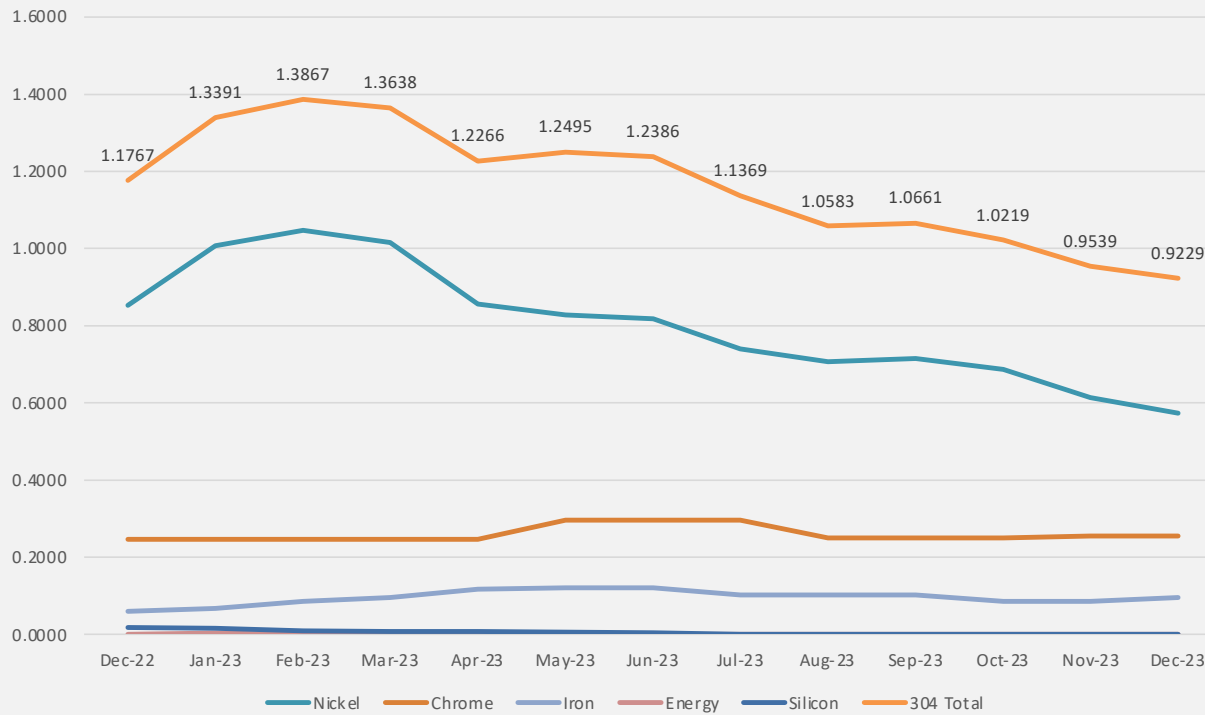


PENN STAINLESS PRODUCTS, INC.



RAW MATERIAL SURCHARGES (304/304L)

304/304L Surcharges



Grade	Current Surcharge
304	\$0.9229

Date Range	304 Surcharge Change
Since Jan 2023	-31.1%
Last 12 months	-21.6%

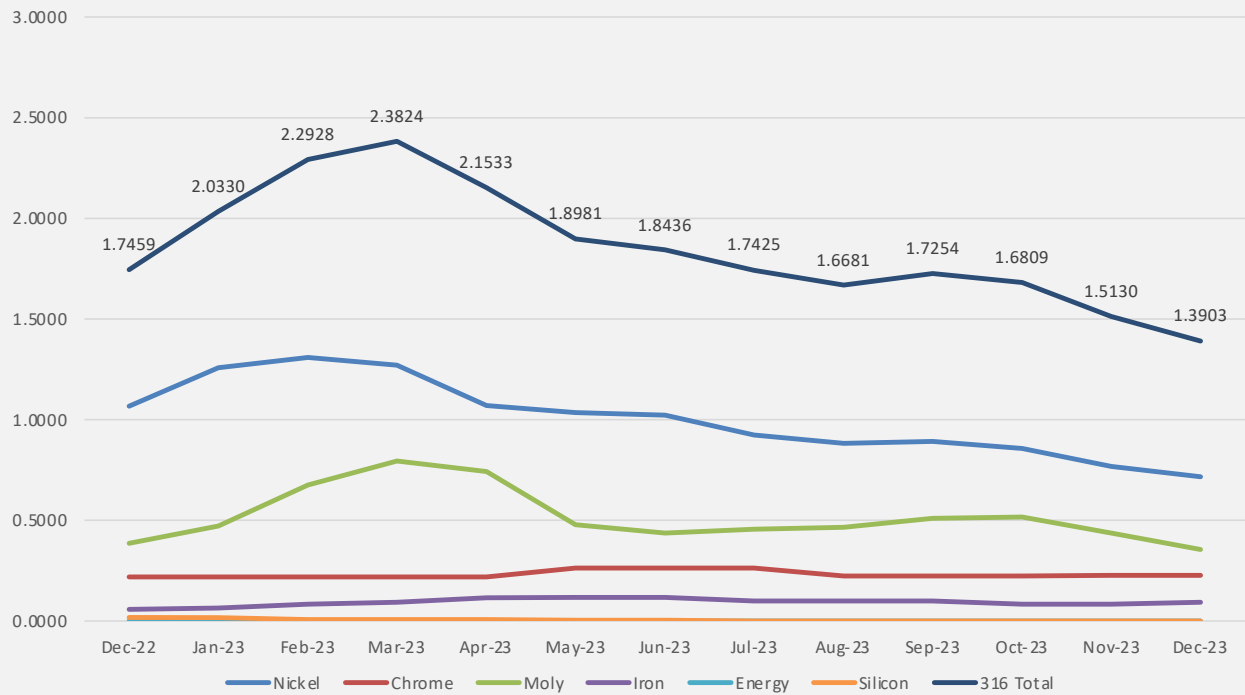
Note – Surcharges are for flat-rolled product.

PENN STAINLESS PRODUCTS, INC.



RAW MATERIAL SURCHARGES (316/316L)

316/316L Surcharges



Grade	Current Surcharge
316	\$1.3903

Date Range	316 Surcharge Change
Since Jan 2023	-31.6%
Last 12 months	-20.4%

Note – Surcharges are for flat-rolled product.

PENN STAINLESS PRODUCTS, INC.



LINE CARD



INVENTORY OVERVIEW

PLATE & DIAMOND PLATE

3/16" through 6" thick - Mill Finish & #4 Polish - Diamond Plate 3/16" to 1/2"
 Grades Available: 302 • 303 • 304 • 304/L • 304H • 304 #4 Polish • 3095 • 3105 • 316L • 317L
 321/H • 330 • 347/H • 430 • Duplex 2205 • 2507 • 2545MO • 17-4PH • 405 • 410 • 416 • 420 • 440C • Alloy 20

SHEET PRODUCTS

2B through 7 Gauge - 36" x 72" Wide - 2B Finish - #4 Finish - #8 Finish - Perforated - Expanded Metal
 Grades Available: 302 • 304 • 304/L • 304 #4 Polish • 304 #8 Mirror • 3095 • 3105 • 316L • 316L #4 Polish
 321 • Duplex 2205 • 409 • 410 • 430 • 430BA • 17-4PH • 17-7PH • 301 1/4 Hard • 301 1/2 Hard • 301 Full Hard • Alloy 20

BAR: ROUND • SQUARE • HEX • ROLLED FLAT • S/E FLAT BAR • HALF ROUNDS

Size Range: Round 3/32" thru 26" - 12"-20" R/L - Accuracy & Bearing Quality
 Grades Available: 302 • 303 • 304/L • 3105 • 316L • 321 • 347 • Duplex 2205 • 410 • 410HT • 416
 416HT • 416FSQ • 420 • 431 • 440C • 17-4PH • 17-4H1150 • Duplex 2205 • Alloy 20

STRUCTURAL ANGLES • UNEVEN LEG ANGLES • CHANNEL • TEES • BEAMS

Laser-fused & Hot-rolled Structural • Ornamentals in Rects, Squares and Rounds
 Grades Available: 304 • 304/L • 316L

TUBING: SEAMLESS & WELDED • SANITARY TUBE (304/316 only) • HEAVY WALL HOLLOW BAR

Size Range: 1/16" OD through 14" OD - Light gauge up to 2" thick wall
 Grades Available: 304/L • 304H • 309 • 310 • 316L • 321 • 347 • Duplex 2205 • Alloy 20 • Nickel Alloys

PIPE: WELDED & SEAMLESS

Size Range: 1/8" through 24" - Sch. 5 thru XXH
 Grades Available: 304/L • 304H • 309 • 310 • 316L • 317L • 321/H • 347/H • Duplex 2205 • Nickel Alloys

PENNET 2000 MACHINING BAR

Available in round, square and hex
 Improved machinability • Consistent performance from lot to lot • Longer tool life • Improved surface finish • Excellent availability

MATERIAL PROCESSING

SPECIALTY PIPE AND TUBE

Supply of non-standard tube, pipe and structural items with reduced lead times. Size range 1/4" through 96" diameter, with wall thicknesses through 3".
 Grades Available: 300 Series • Duplex Grades • 6-Moly • Nickel Alloys

PLATE PROCESSING

Waterjet cutting through 8-1/2" • Cutting envelope 13' x 40' (six waterjet stations)
 Laser plate cutting through 1-3/4" • Cutting envelope 8' x 20'
 Shear cutting • Plate saw cutting • HQ Plasma cutting • Machine cut rings & discs • Processed flat bar

BAR & LONG PRODUCT PROCESSING

Cutting through 26" diameter • Production cutting with precision tolerances through 4" diameter
 Tubular products, structural and bar products can be cut to the exact length.

24-HOUR EMERGENCY SERVICE - CALL 267-374-6463



PENN STAINLESS PRODUCTS, INC. • 190 KELLY ROAD • QUAKERTOWN, PA 18951 USA
 TOLL FREE: 1-800-222-6144 • PHONE: 215-536-3053 • FAX: 215-536-3255

WWW.PENNSTAINLESS.COM

LONG PRODUCT TOLERANCES

STAINLESS ROUND BAR PER ASTM

CD Tolerances	Plus	Minus
1/8" to 5/16" (exclusive)	0.001	0.001
5/16" to 1/2" (exclusive)	0.0015	0.0015
1/2" to 1" (exclusive)	0.002	0.002
1" to 1-1/2" (exclusive)	0.0025	0.0025
1-1/2" to 4" (exclusive)	0.003	0.003

HF Tolerances	Plus	Minus
Over 2" to 2-1/2" (inclusive)	1/32	0.000
Over 2-1/2" to 3-1/2" (inclusive)	3/64	0.000
Over 3-1/2" to 4-1/2" (inclusive)	1/16	0.000
4-1/2" to 5-1/2" (inclusive)	5/64	0.000
5-1/2" to 6-1/2" (inclusive)	1/8	0.000
6-1/2" to 8" (inclusive)	5/32	0.000
8" to 12" (inclusive)	3/16	0.000
12" to 18" (inclusive)	7/32	0.000
18" to 26" (inclusive)	1/4	0.000

STAINLESS HOT FINISHED FLATS ROLLED AS BAR

Width (inch)	Width Tolerance	Thickness Tolerance in Inches					
		1/8 - 1/2	1/2 - 1	1 - 1 1/2	1 1/2 - 2	2 - 4	4 - 8
to 1 (incl)	+0.015 -0.015	+0.008 -0.008	+0.010 -0.010	—	—	—	—
over 1 to 2	+0.021 -0.021	+0.012 -0.012	+0.015 -0.015	+0.021 -0.021	—	—	—
over 2 to 4	+0.022 -0.022	+0.015 -0.015	+0.020 -0.020	+0.031 -0.031	+0.062 -0.062	—	—
over 4 to 8	+0.023 -0.023	+0.015 -0.015	+0.020 -0.020	+0.031 -0.031	+0.062 -0.062	+0.093 -0.093	—
over 8 to 16	+0.024 -0.024	+0.016 -0.016	+0.021 -0.021	+0.031 -0.031	+0.062 -0.062	+0.093 -0.093	+0.125 -0.125
over 16 to 30	+0.025 -0.025	+0.017 -0.017	+0.022 -0.022	+0.031 -0.031	+0.062 -0.062	+0.093 -0.093	+0.125 -0.125

STAINLESS SEAMLESS & WELDED STANDARD PIPE PER ASTM A312 / A999 / A1016

Nominal Pipe Size Inches	A312 Seamless		A312 Welded	
	Plus	Minus	Plus	Minus
1/8 IPS to 1-1/2 IPS incl.	.015	.031	.015	.031
1-1/2 IPS to 4 IPS incl.	.021	.031	.021	.031
4 IPS to 8 IPS incl.	.022	.031	.022	.031
8 IPS to 18 IPS incl.	.023	.031	.023	.031
Wall Tolerances	By WL 12.5%		By WL 12.5%	
Weight Tolerances	10.0% 3.0%		10.0% 3.0%	

STAINLESS SEAMLESS & WELDED STANDARD TUBING PER ASTM A269

Group	Size, Outside Diameter, in.	Permissible Variations in Outside Diameter, in.		Permissible Variations in Wall Thickness, %	
		Plus	Minus	Plus	Minus
1	Up to 1/2	+0.005	-0.005	+15	-15
2	1/2 to 1-1/2, excl.	+0.005	-0.005	+10	-10
3	1-1/2 to 3-1/2, excl.	+0.010	-0.010	+10	-10
4	3-1/2 to 5-1/2, excl.	+0.015	-0.015	+10	-10
5	5-1/2 to 8, excl.	+0.020	-0.020	+10	-10
6	8 to 12, excl.	+0.030	-0.030	+10	-10
7	12 to 14, excl.	+0.050	-0.050	+10	-10

FLAT ROLLED TOLERANCES

COLD ROLLED SHEET / COIL PER ASTM A480

Permitted Variations in Thickness for Cold-Rolled, Name, Cold-Processed Product as Coils and Cut Lengths

Specified Thickness, in.	Thickness Tolerances, for the Thickness and Widths Shown, Over and Under, in.		
	Width (W), in.		
	≤ 40	40 < W ≤ 50	50 < W ≤ 64
	Thickness Tolerances		
Over 0.012 to 0.015, incl.	0.0015	0.0015	—
Over 0.015 to 0.020, incl.	0.0015	0.0015	—
Over 0.020 to 0.024, incl.	0.002	0.002	—
Over 0.025 to 0.032, incl.	0.002	0.002	—
Over 0.032 to 0.040, incl.	0.0025	0.0025	0.003
Over 0.041 to 0.047, incl.	0.003	0.003	0.003
Over 0.048 to 0.059, incl.	0.003	0.003	0.004
Over 0.060 to 0.079, incl.	0.004	0.004	0.004
Over 0.080 to 0.118, incl.	0.005	0.005	0.006
Over 0.119 to 0.157, incl.	0.007	0.007	0.007
Over 0.158 to 0.197, incl.	0.007	0.007	0.007
Over 0.198 to 0.258, incl.	0.007	0.008	0.009
Over 0.259 to 0.3125, incl.	0.007	0.008	0.010

Note 1 - Thickness measurements are taken at least 3/8 in. in from the edge of the product, except on widths less than 1 in. the measurements should be taken at least 1/8 in. from the product edge.

Note 2 - The tolerances in this table include crown tolerances.

HOT ROLLED SHEET / COIL PER ASTM A480

Specified Thickness ¹ , in.	Permissible Variation, in., Over and Under, Except as Indicated Otherwise, for Specified Width (W) in.	
	W ≤ 60	W > 60
≤ 0.1875 to 0.250	+0.010, +0.020	-0.010, +0.020
≥ 0.250 to 0.3125	+0.010, +0.022	-0.010, +0.022
≥ 0.3125	+0.010, +0.030	-0.010, +0.030

¹Thickness measurements are taken at least 3/8 in. from the edge of the sheet.

PLATE THICKNESS PER ASTM A480

Tolerance tables apply to the following alloys: 300 Series and 400 Series Stainless, 17-4 Duplex Grade. Tolerances listed were taken from ASTM A480 (Reference Only)

Permitted Variation in Thickness of Hot-Rolled Mill Plate (Quartz Plate)¹, **

Specified Thickness (t), in.	Width (W), in.			
	W ≤ 84	84 < W ≤ 120	120 < W ≤ 144	W > 144
	Tolerance Over Specified Thickness, in.			
1 < 3/16	0.055	0.070	—	—
3/16 ≤ t < 3/8	0.045	0.050	0.065	—
3/8 ≤ t < 1	0.055	0.060	0.065	0.090
1 ≤ t < 1	0.060	0.065	0.065	0.100
1 ≤ t < 2	0.070	0.075	0.085	0.115
2 ≤ t < 3	0.125	0.150	0.175	0.200
3 ≤ t < 4	0.150	0.160	0.200	0.225
4 ≤ t < 6	0.180	0.200	0.300	0.305
6 ≤ t < 8	0.235	0.250	0.300	0.435
8 ≤ t < 10	0.315	0.330	0.430	0.550

¹ Thickness is measured along the longitudinal edges of the plate at least 3/8 in., but not more than 3 in., from the edge.

** For plates up to 10 in. excl. in thickness, the tolerance under the specified thickness is 0.020 in.

*** Flatness of plate mill plate is measured in any 36" area while the plate rests on flat surfaces with corners of the curvature upward. Full plates only. There is no ASTM tolerance on cut plate.

**** Flatness of coil plate is measured on a flat surface with curvature upward and measuring the deviation from a horizontal flat surface.

Click images to download file.

PENN STAINLESS PRODUCTS, INC.





THANK YOU.

PENN STAINLESS PRODUCTS, INC.

